


HARMO

# HRXIII-*i* Series



With 8 vacuums op



# Redesigned body and minor changes

## Wide cable tracks



- Wide cable tracks are used for all axes. They make it easier to run cables and tubes for extra valves and special applications.

## Up to 8 vacuums



100/150/200 type



30/50 type


- More user-friendly vacuum pressure meters
- Eight vacuums and eight grips available for most applications
- A standard small regulator that adjusts grip force.

## Frames



- A wider traverse frame provides more rigidity. As high as 40% more rigid overall in 150GW model.
- Lightweight stylish aluminum body. The traverse frame can be slide according to your factory's layout.

## Wrist unit



- Grip angle adjuster ( $\pm 3^\circ$  around)



- Standard grease catching design for traverse and kick linear guides.




## Colored caps




- Unified cabling and tubing layout for the attachment. Colored caps make it easier to change attachments.

## Attachment



- A wide variety of attachments are available with more mount threads.

## Smallest in the class



HRX II-50W

EX III-150

- 50GW model for 50t class presses is telescopic the first in the industry and the smallest in the class. Nozzle projection and overall height are smaller than our sprue picker EX III-150.

# New *i* controller Ver.2 series!



## *i* (intelligent) controller

Ergonomic design and light weight

8.4 XGA(1024x768) high definition LCD with 260,000 colors.

Colorful LED for high visibility



Three-position safety switch for easy operation and safety.



Screen switching and data process are done at incredibly high speed.

Membrane manual operation switches for good touch feeling.



Scroll & Push Harmo original jog dial for speedy operation.

### HAL-NET (HARMO ALL-AROUND LINK-NET) (Option)

- Communication to Harmo's F series auxiliary equipment.
- You can operate auxiliary equipment on the touch panel of the robot.

### Harmo only

### Screen customization

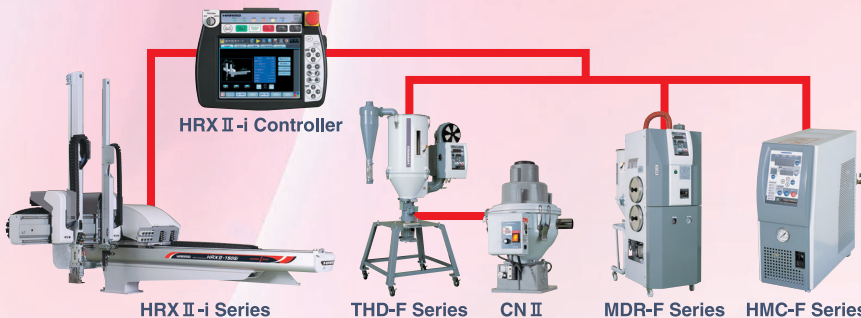
- User customization is available.

### Smart programming

- The user can edit programs on the *i* controller on site.
- The user can edit programs on PC. (Offline programming)
- Mold data and points can be named in Kanji, Kana, alphanumeric characters, and other languages.

### Other features

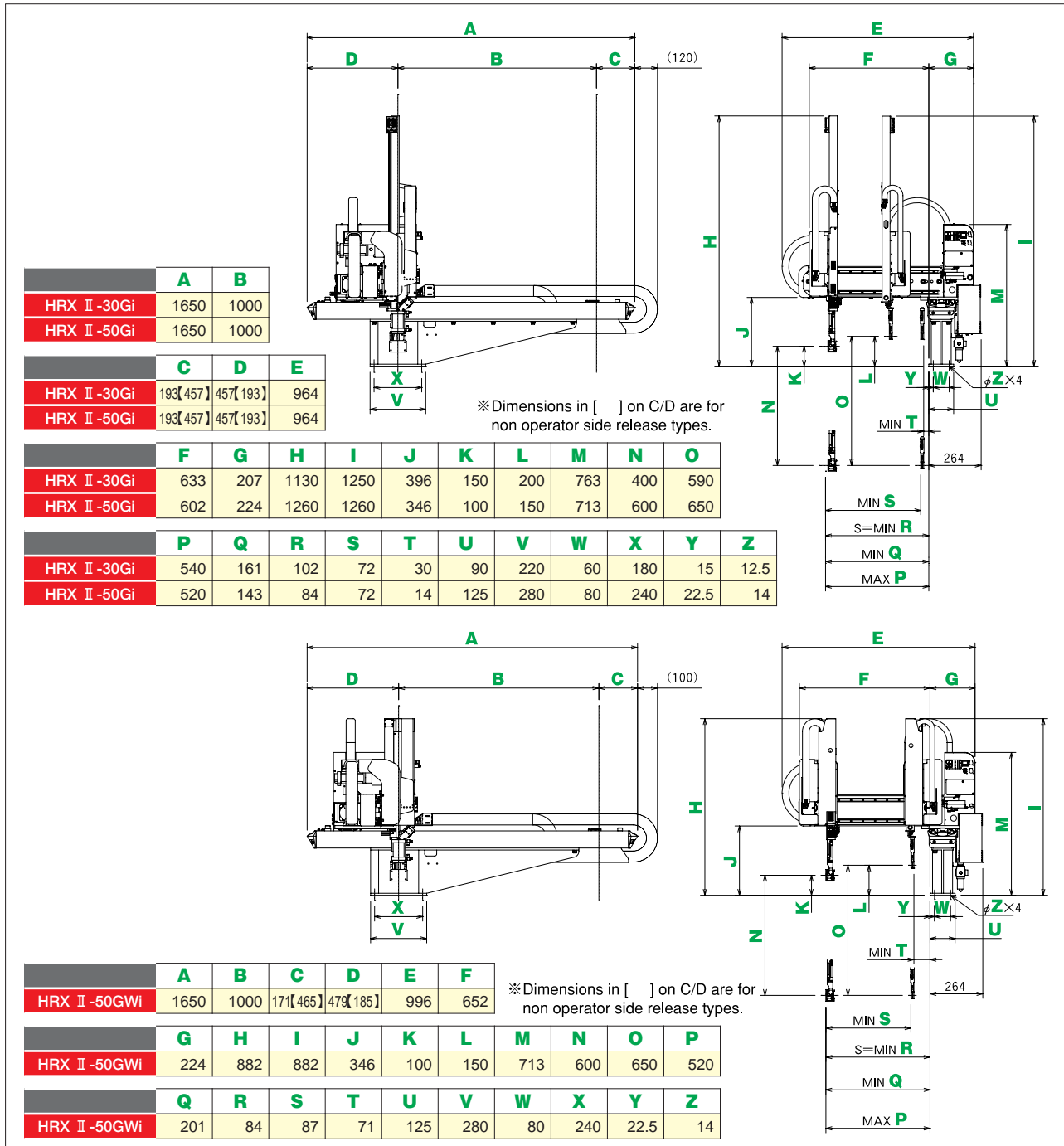
- New screen structure ensures easier operations.
- Smart programming offers drastically less time to create mold data - half of conventional programming time.
- Commercially available USB flash memory can be used to back up mold data. A USB flash memory can store 1000 mold data. As many as 2000 molds can be stored in the inner flash memory and a USB memory. (However, the USB flash memory must be more than 2 GB. USB 3.0 is not supported.)
- Languages: 3 language direct selection. The 3 languages can be chosen on the language setting screen. Max. 5 languages can be stored.



### Standard specification

- A vacuum ejector circuit
- A part gripper circuit
- A main sprue grip circuit
- Palletizing(999 point per axis)
- Internal mold memory for 1000 molds
- Fine position adjustment during auto operation
- Different home positions (1st entry, out mold, above mold, and backward)
- Smart programming
- Screen customization
- A rejecting circuit
- Initial rejecting
- Sampling
- Counters (initial rejecting, sampling, and so forth.)
- Takeout from either side
- En-route wrist flip (time reduction)
- Pass motion (time reduction)
- Language selection
- Additional teaching features (Teach & go, point stop, and numerical value setting)

## Dimensions (mm)



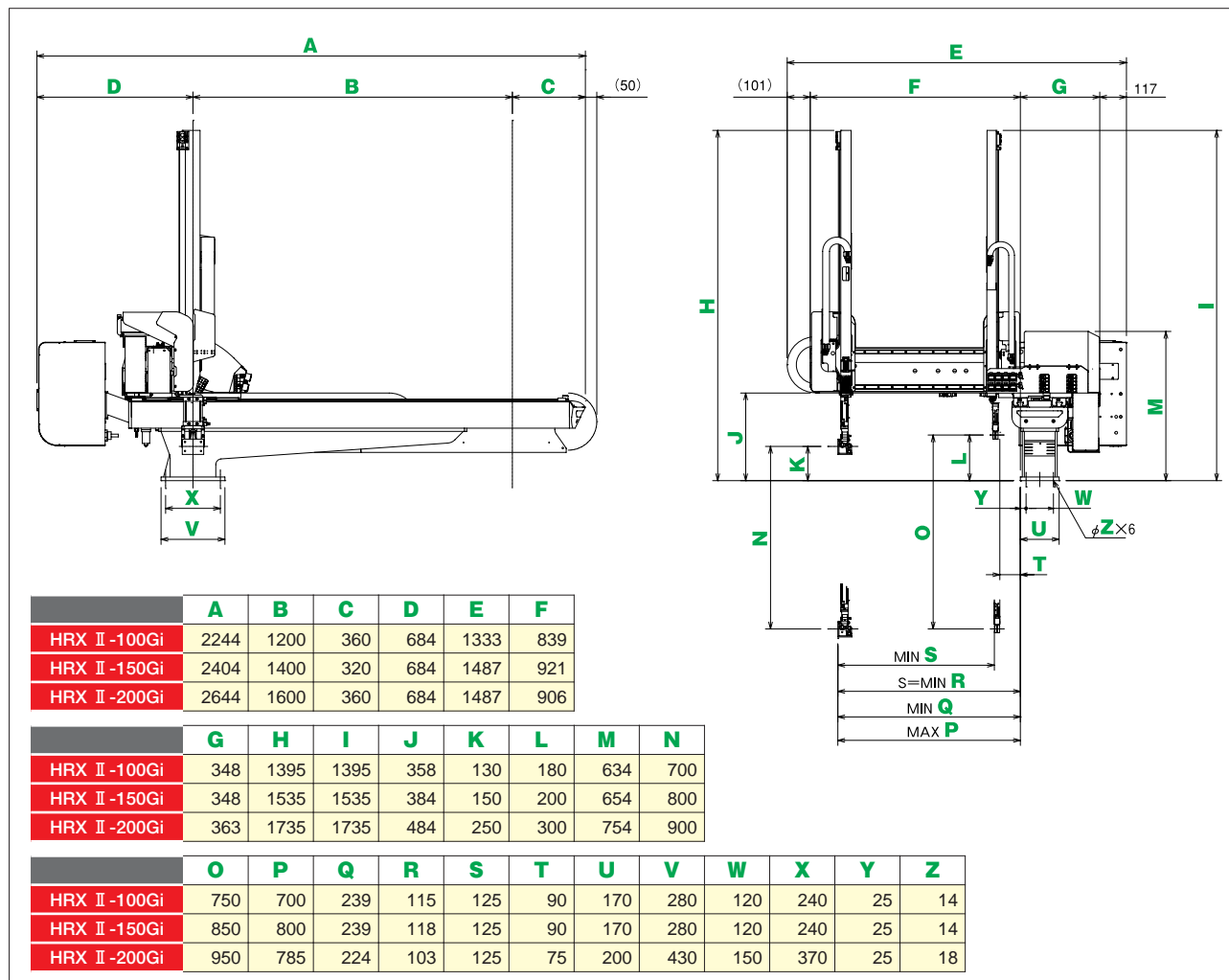
## Specifications

MODEL	HRX II -30Si	HRX II -30Gi	HRX II -50Si	HRX II -50Gi	HRX II -50SWi	HRX II -50GWi
IMM size (ton)	15 ~ 40		40 ~ 70		40 ~ 70	
Main arm stroke (mm)	400 [500]		600 [700]		600 [700]	
Sub arm stroke (mm)	-	590 [650]	-	650 [750]	-	650 [750]
Main kick stroke (mm)	438 (102 ~ 540)	379 (161 ~ 540)	436 (84 ~ 520)	377 (143 ~ 520)	436 (84 ~ 520)	319 (201 ~ 520)
Sub kick stroke (mm)	-	377 (43 ~ 420)	-	374 (26 ~ 400)	-	319 (81 ~ 400)
Traverse stroke (mm)	1000 [1200] [1400]		1000 [1200] [1400]		1000 [1200] [1400]	
Grip height (mm)	150		100		100	
Max. main arm reach (mm)	540		520		520	
Min. sub arm reach (mm)	-	72	-	87	-	87
Wrist unit (°)	90					
Max. payload (kg)	3 (including EOAT)					
Weight (kg)	102	119	103	120	103	120
Overall HxWxD (mm)	1249 x 1650 x 964		1260 x 1650 x 964		882 x 1650 x 964	
Working air pressure (MPa)	0.5					
Air consumption 1 (#/yd[ANR])	0.62	0.64	0.62	0.64	0.62	0.64
Control method	Digital AC servo motor(3/5 axes)					
Power supply (V)	3-phase AC200V ± 10% (50Hz/60Hz)					
Power consumption (W)	1250	1450	1250	1450	1250	1450

1 When vacuum ejectors are used, another 46 ℓ/min [ANR] is consumed for each. [ ] =Option



## Dimensions (mm)

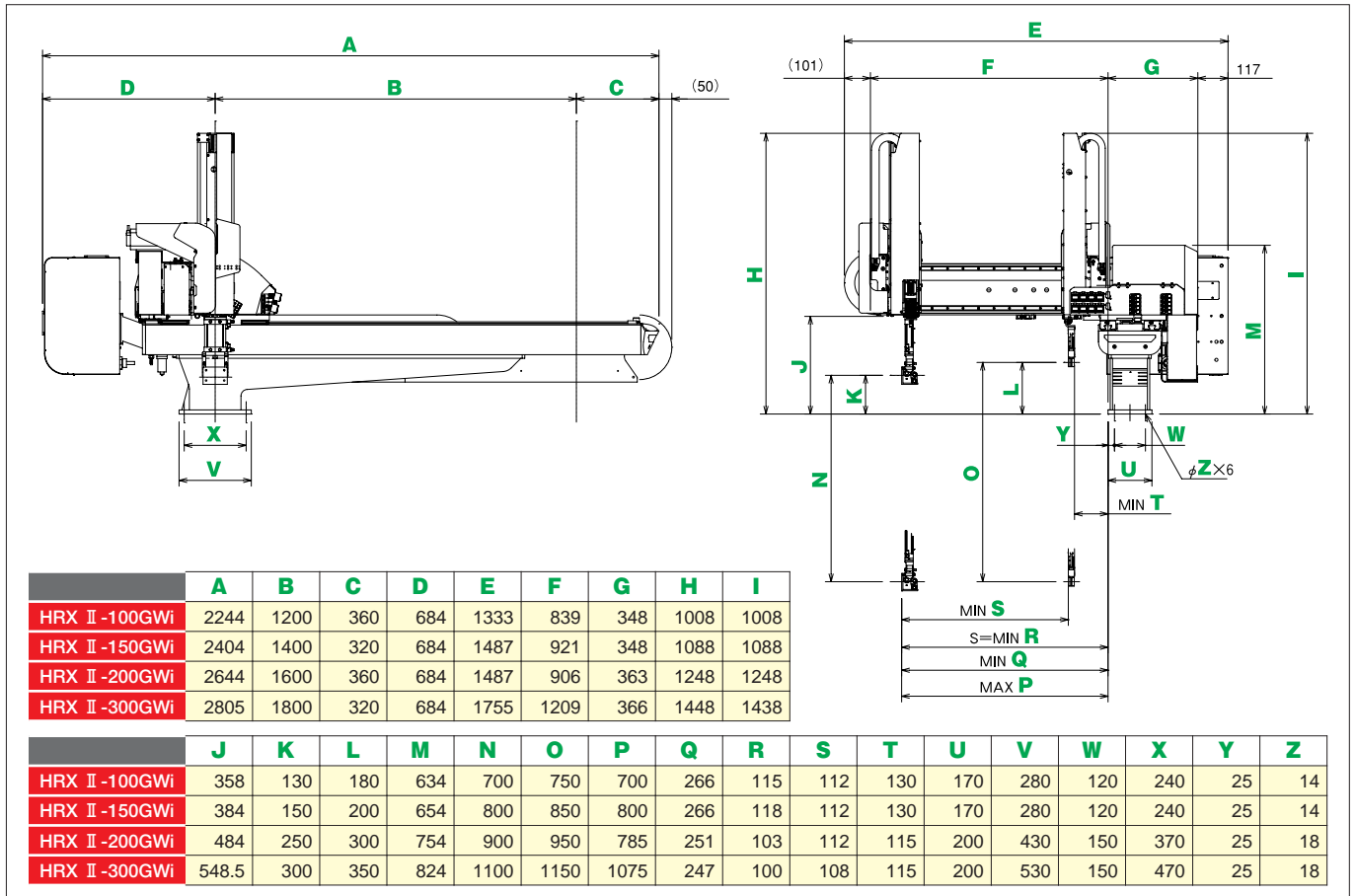


## Specifications

MODEL	HRX II -100Si	HRX II -100Gi	HRX II -150Si	HRX II -150Gi	HRX II -200Si	HRX II -200Gi
IMM size (ton)	75 ~ 120		120 ~ 220		150 ~ 350	
Main arm stroke (mm)	700 【800】 【900】		800 【900】 【1000】		900 【1000】	
Sub arm stroke (mm)	-	750 【850】 【950】	-	850 【950】 【1050】	-	950 【1050】
Main kick stroke (mm)	585 (115 ~ 700)	461 (239 ~ 700)	682 (118 ~ 800)	561 (239 ~ 800)	682 (103 ~ 785)	561 (224 ~ 785)
Sub kick stroke (mm)	-	461 (90 ~ 551)	-	561 (90 ~ 651)	-	561 (75 ~ 636)
Traverse stroke (mm)	1200 【1400】 【1600】		1400 【1600】 【1800】 【2000】		1600 【1800】 【2000】	
Grip height (mm)	130		150		250	
Max. main arm reach (mm)	700		800		785	
Min. sub arm reach (mm)	-	90	-	90	-	75
Wrist unit (°)	90					
Max. payload (kg)	5 (including EOAT)					
Weight (kg)	229	247	258	276	318	337
Overall HxWxD (mm)	1395 x 2244 x 1333		1535 x 2404 x 1487		1735 x 2644 x 1487	
Working air pressure (MPa)	0.5					
Air consumption 1 (ℓ/rev【ANR】)	1.07	1.09	1.07	1.09	1.07	1.09
Control method	Digital AC servo motor(3/5 axes)					
Power supply (V)	3-phase AC200V ± 10% (50Hz/60Hz)					
Power consumption (W)	1500	1600	1500	1600	1550	1600

1 When vacuum ejectors are used, another 46 ℓ /min [ ANR ] is consumed for each. 【 】 =Option

## Dimensions (mm)



## Specifications

MODEL	HRX II -100SWi	HRX II -100GWi	HRX II -150SWi	HRX II -150GWi	HRX II -200SWi	HRX II -200GWi	HRX II -300SWi	HRX II -300GWi
IMM size (ton)	75 ~ 120		120 ~ 220		150 ~ 350		220 ~ 450	
Main arm stroke (mm)	700 【800】 【900】		800 【900】 【1000】		900 【1000】		1100 【1200】 【1400】	
Sub arm stroke (mm)	-	750 【850】 【950】	-	850 【950】 【1050】	-	950 【1050】	-	1150 【1250】 【1450】
Main kick stroke (mm)	585 (115 ~ 700)	434 (266 ~ 700)	682 (118 ~ 800)	534 (266 ~ 800)	682 (103 ~ 785)	534 (251 ~ 785)	975 (100 ~ 1075)	828 (247 ~ 1075)
Sub kick stroke (mm)	-	434 (130 ~ 564)	-	534 (130 ~ 664)	-	534 (115 ~ 649)	-	828 (115 ~ 943)
Traverse stroke (mm)	1200 【1400】 【1600】		1400 【1600】 【1800】 【2000】		1600 【1800】 【2000】		1800 【2000】	
Grip height (mm)	130		150		250		350	
Max. main arm reach (mm)	700		800		785		1075	
Min. sub arm reach (mm)	-	130	-	130	-	115	-	115
Wrist unit (°)	90							
Max. payload (kg)	5 (including EOAT)						10 (including EOAT)	
Weight (kg)	230	250	262	283	322	344	364	386
Overall HxWxD (mm)	1008 x 2244 x 1333		1088 x 2404 x 1487		1248 x 2644 x 1487		1488 x 2804 x 1755	
Working air pressure (MPa)	0.5							
Air consumption 1 (l/100[ANR])	1.07	1.09	1.07	1.09	1.07	1.09	1.67	1.69
Control method	Digital AC servo motor(3/5 axes)							
Power supply (V)	3-phase AC200V ± 10% (50Hz/60Hz)							
Power consumption (W)	1500	1600	1500	1600	1550	1600	1650	1750

1 When vacuum ejectors are used, another 46 l /min [ ANR ] is consumed for each. 【 】 =Option

\* This brochure is subject to change without notice.

Manufacturer:

**HARMO** CO., LTD.

ISO9001 CERTIFIED

INTERNATIONAL MARKETING DEPT.

International Marketing Department 4124-1 Minamiminowa-mura Kamiina-gun  
Nagano-ken 399-4595  
TEL.+81-265-72-0111

<http://www.harmo-net.co.jp>

HRX2-i\_01AE 12021KP



This catalogue uses 100% recycled paper.